

TRENT LIMITED

Annexure - I

Format of holding of specified securities

- 1 Name of Listed Entity TRENT LIMITED  
 2 Scrip Code/Name of Scrip/Class of Security 500251/TRENT/EQUITY  
 3 Share Holding Pattern Filed under Reg. 31(1)(a)/Reg. 31(1)(b)/Reg. 31(1)(c)  
 a. If under 31(1)(b) then indicate the report for Quarter ending 30th September, 2018  
 b. If under 31(1)(c) then indicate date of allotment/extinguishment NOT APPLICABLE
- 4 **Declaration:** The Listed entity is required to submit the following declaration to the extent of submission of information:-


Particulars	Yes*	No*
1 Whether the Listed Entity has issued any partly paid up shares?		NO
2 Whether the Listed Entity has issued any Convertible Securities or Warrants?		NO
3 Whether the Listed Entity has any shares against which depository receipts are issued?		NO
4 Whether the Listed Entity has any shares in locked-in?		NO
5 Whether any shares held by promoters are pledge or otherwise encumbered?		NO
6 Whether company has equity shares with differential voting rights?		NO

\* If the Listed Entity selects the option 'No' for the questions above, the columns for the partly paid up shares, Outstanding Convertible Securities/Warrants, depository receipts, locked-in shares, No of shares pledged or otherwise encumbered by promoters, as applicable, shall not be displayed at the time of dissemination on the Stock Exchange website. Also wherever there is 'No' declared by Listed Entity in above table the values will be considered as 'Zero' by default on submission of the format of holding of specified securities.

- 5 The tabular format for disclosure of holding of specified securities is as follows:-



TRENT LIMITED																				
Table I - Summary Statement holding of specified securities as of 30th September, 2018																				
Category	Category of shareholder	Nos. of shareholders	No. of fully paid up equity shares held	No. of Partly paid-up equity shares held	No. of shares underlying Depository Receipts	Total nos. shares held	Shareholding as a % of total no. of shares (calculated as per SCRR, 1957)	Number of Voting Rights held in each class of securities			No. of Shares Underlying Outstanding convertible securities (including Warrants)	Shareholding, as a % assuming full conversion of convertible securities (as a percentage of diluted share capital)	Number of Locked in shares		Number of Shares pledged or otherwise encumbered		Number of equity shares held in dematerialized form			
								(IX)					(X)	(XI) = (VII)+(X) As a % of (A+B+C2)	(XII)			(XIII)		(XIV)
								No of Voting Rights		Total as a % of (A+B+C)					No.	As a % of total Shares held		No.	As a % of total Shares held	
						(VII) = (IV)+(V)+(VI)	(VIII) As a % of (A+B+C2)	Class eg: X	Class eg:y	Total			(a)	(b)	(a)	(b)				
(A)	Promoter & Promoter Group	4	108380150	0	0	108380150	32.61	108380150	0	108380150	32.61	0	32.61	0	0.00	0	0.00	108380150		
(B)	Public	46505	223936580	0	0	223936580	67.39	223936580	0	223936580	67.39	0	67.39	0	0.00	NA	NA	218764810		
(C)	Non Promoter- Non Public	0	0	0	0	0	NA	0	0	0	0.00	0	0.00	0	0.00	NA	NA	0		
(C1)	Shares underlying DRs	0	0	0	0	0	0.00	0	0	0	0.00	0	0.00	0	0.00	NA	NA	0		
(C2)	Shares held by Employee Trusts	0	0	0	0	0	0.00	0	0	0	0.00	0	0.00	0	0.00	NA	NA	0		
	Total	46509	332316730	0	0	332316730	100.00	332316730	0.00	332316730	100.00	0.00	100.00	0	0.00	0	0.00	327144960		



TRENT LIMITED


Table II - Statement showing shareholding pattern of the Promoter and Promoter Group as of 30th September, 2018

Category & Name of the Shareholders	PAN	No. of shareholder	No. of fully paid up equity shares held	Partly paid-up equity shares held	Nos. of shares underlying Depository Receipts	Total nos. shares held	Shareholding % calculated as per SCRR, 1957	Number of Voting Rights held in each class of securities			No. of Shares Underlying Outstanding convertible securities (including Warrants)	Shareholding, as a % assuming full conversion of convertible securities (as a percentage of diluted share capital)	Number of Locked In shares		Number of Shares pledged or otherwise encumbered		Number of equity shares held in dematerialized form	
								(IX)					Total as a % of Total Voting rights	(XII)		(XIII)		
								No of Voting Rights						No.	As a % of total Shares held	No.		As a % of total shares held
								Class X	Class Y	Total								
(I)	(II)	(III)	(IV)	(V)	(VI)	(VII = IV+V+VI)	As a % of (A+B+C2) (VIII)	(X)	(XI) = (VII)+(X) as a % of A+B+C2	(a)	(b)	(a)	(b)	(XIV)				
(1) Indian																		
(a) Individuals/Hindu undivided Family	0	0	0	0	0	0	0.00	0	0	0	0.00	0	0.00	0	0.00	0		
(b) Central Government/ State Government(s)	0	0	0	0	0	0	0.00	0	0	0	0.00	0	0.00	0	0.00	0		
(c) Financial Institutions/ Banks	0	0	0	0	0	0	0.00	0	0	0	0.00	0	0.00	0	0.00	0		
(d) Any Other (Bodies Corporate)		4	108380150	0	0	108380150	32.61	108380150	0	108380150	32.61	0	0.00	0	0.00	108380150		
(i) TATA SONS LIMITED	AAACT4060A	1	92169610	0	0	92169610	27.74	92169610	0	92169610	27.74	0	0.00	0	0.00	92169610		
(ii) TATA INVESTMENT CORPORATION LIMITED	AAACT4120F	1	15207540	0	0	15207540	4.58	15207540	0	15207540	4.58	0	0.00	0	0.00	15207540		
(iii) Titan Company Limited	AAACT5131A	1	3000	0	0	3000	0.00	3000	0	3000	0.00	0	0.00	0	0.00	3000		
(iv) EWART INVESTMENTS LIMITED	AAACE2546C	1	1000000	0	0	1000000	0.30	1000000	0	1000000	0.30	0	0.00	0	0.00	1000000		
Sub-Total (A)[1]		4	108380150	0	0	108380150	32.61	108380150	0	108380150	32.61	0	0.00	0	0.00	108380150		
(2) Foreign																		
(a) Individuals (Non-Resident Individuals/ Foreign Individuals)	0	0	0	0	0	0	0.00	0	0	0	0.00	0	0.00	0	0.00	0		
(b) Government	0	0	0	0	0	0	0.00	0	0	0	0.00	0	0.00	0	0.00	0		
(c) Institutions	0	0	0	0	0	0	0.00	0	0	0	0.00	0	0.00	0	0.00	0		
(d) Foreign Portfolio Investor	0	0	0	0	0	0	0.00	0	0	0	0.00	0	0.00	0	0.00	0		
(f) Any Other (specify)	0	0	0	0	0	0	0.00	0	0	0	0.00	0	0.00	0	0.00	0		
Sub-Total (A)[2]	0	0	0	0	0	0	0.00	0	0	0	0.00	0	0.00	0	0.00	0		
Total Shareholding of Promoter and Promoter Group (A) = (A)[1]+(A)[2]	0	4	108380150	0	0	108380150	32.61	108380150	0	108380150	32.61	0	0.00	0	0.00	108380150		
Details of Shares which remain unclaimed may be given here along with details such as number of shareholders, outstanding shares held in demat/unclaimed suspense account, voting rights which are frozen etc.																		
Note:																		
(1) PAN would not be displayed on website of Stock Exchange(s).																		
(2) The term "Encumbrance" has the same meaning as assigned under regulation 28(3) of SEBI (Substantial Acquisition of Shares and Takeovers) Regulations, 2011.																		




Table III - Statement showing shareholding pattern of the Public shareholder as of 30th September, 2018


(I)	(II)	(III)	(IV)	(V)	(VI)	(VII) = (IV)+(V)+(VI)	Shareholding % calculated as per SCRR, 1957 (VIII)	(IX)			No. of Shares Underlying Outstanding convertible securities (Including Warrants) (X)	Total Shareholding, as a % assuming full conversion of convertible securities (as a percentage of diluted share capital) (XI) = (VII)+(X) as a % of A+B+C2	(XII)		(XIII)		Number of equity shares held in dematerialized form (XIV)	
								No of Voting Rights					Total as a % of Total Voting rights	No.	As a % of total Shares held	No. (not applicable)		As a % of total shares held (Not applicable)
								Class X	Class Y	Total								
								(a)	(b)	(a)				(b)				
(1) Institutions																		
(a) Mutual Funds/UTI		22	39070849	0	0	39070849	11.76	39070849	0	39070849	11.76	0	0.00		NA		39067179	
(i) HDFC TRUSTEE COMPANY LTD - A/C HDFC MID - CA OPPORTUNITIES FUND	AAATH1809A	1	13904200	0	0	13904200	4.18	13904200	0	13904200	4.18	0	0.00		NA		13904200	
(ii) LAND T MUTUAL FUND TRUSTEE LIMITED - LAND T CONSERVATIVE HYBRID FUND	AAATC4460E	1	6657528	0	0	6657528	2.00	6657528	0	6657528	2.00	0	0.00		NA		6657528	
(iii) SUNDARAM MUTUAL FUND A/C SUNDARAM MID CAP FUND	AAATS2554B	1	5615151	0	0	5615151	1.69	5615151	0	5615151	1.69	0	0.00		NA		5615151	
(iv) RELIANCE CAPITAL TRUSTEE CO LTD. A/C RELIANCE MULTI CAP FUND	AAATR0090B	1	5083252	0	0	5083252	1.53	5083252	0	5083252	1.53	0	0.00		NA		5083252	
(b) Venture Capital Funds		0	0	0	0	0	0.00	0	0	0	0.00	0	0.00		NA		0	
(c) Alternate Investment Funds		2	467923	0	0	467923	0.14	467923	0	467923	0.14	0	0.00		NA		467923	
(d) Foreign Venture Capital Investors		0	0	0	0	0	0.00	0	0	0	0.00	0	0.00		NA		0	




Category & Name of the Shareholders	PAN	Nos. of shareholder	No. of fully paid up equity shares held	Partly paid up equity shares held	Nos. of shares underlying Depository Receipts	Total nos. shares held	Shareholding % calculated as per SCRR, 1957	Number of Voting Rights held in each class of securities				No. of Shares Underlying Outstanding convertible securities (including Warrants)	Total Shareholding, as a % assuming full conversion of convertible securities (as a percentage of diluted share capital)	Number of Locked In shares		Number of Shares pledged or otherwise encumbered		Number of equity shares held in dematerialized form		
								(IX)						(X)	(XI) = (VII)+(X) as a % of A+B+C2	(XII)			(XIII)	
								No of Voting Rights			Total as a % of Total Voting rights					No.	As a % of total Shares held		No. (not applicable)	As a % of total shares held (Not applicable)
								Class X	Class Y	Total										
(I)	(II)	(III)	(IV)	(V)	(VI)	(VII = IV+V+VI)	As a % of (A+B+C2) (VIII)						(a)	(b)	(a)	(b)	(XIV)			
(e) Foreign Portfolio Investors		46	78809503	0	0	78809503	23.72	78809503	0	78809503	23.72	0	23.72	0	0.00	NA		78797503		
(f) ARISAIG INDIA FUND LIMITED	AACCA6666M	1	26970760	0	0	26970760	8.12	26970760	0	26970760	8.12	0	8.12	0	0.00	NA		26970760		
(ii) DODONA HOLDINGS LIMITED	AADCD7766J	1	16631410	0	0	16631410	5.00	16631410	0	16631410	5.00	0	5.00	0	0.00	NA		16631410		
(iii) FRANKLIN TEMPLETON INVESTMENT FUNDS	AABCT5310J	1	11617561	0	0	11617561	3.50	11617561	0	11617561	3.50	0	3.50	0	0.00	NA		11617561		
(iv) AMANSA HOLDINGS PRIVATE LIMITED	AAKCA7237L	1	8759011	0	0	8759011	2.64	8759011	0	8759011	2.64	0	2.64	0	0.00	NA		8759011		
(f) Financial Institutions/ Banks		14	111299	0	0	111299	0.03	111299	0	111299	0.03	0	0.03	0	0.00	NA		103469		
(g) Insurance Companies		7	10520029	0	0	10520029	3.17	10520029	0	10520029	3.17	0	3.17	0	0.00	NA		10520029		
(i) SBI LIFE INSURANCE CO. LTD	AAFC52530P	1	5854303	0	0	5854303	1.76	5854303	0	5854303	1.76	0	1.76	0	0.00	NA		5854303		
(ii) HDFC STANDARD LIFE INSURANCE COMPANY LIMITED	AAACH8755L	1	3600160	0	0	3600160	1.08	3600160	0	3600160	1.08	0	1.08	0	0.00	NA		3600160		
(h) Provident Funds/ Pension Funds		0	0	0	0	0	0.00	0	0	0	0.00	0	0.00	0	0.00	NA		0		
(i) Any Other		0	0	0	0	0	0.00	0	0	0	0.00	0	0.00	0	0.00	NA		0		
<b>Sub-Total (B)(1)</b>		<b>91</b>	<b>128979603</b>	<b>0</b>	<b>0</b>	<b>128979603</b>	<b>38.81</b>	<b>128979603</b>	<b>0</b>	<b>128979603</b>	<b>38.81</b>	<b>0</b>	<b>38.81</b>	<b>0</b>	<b>0.00</b>	<b>NA</b>		<b>128956103</b>		



(I)	(II)	(III)	(IV)	(V)	(VI)	(VII = IV+V+VI)	Shareholding % calculated as per SCRR, 1957	Number of Voting Rights held in each class of securities			No. of Shares Underlying Outstanding convertible securities (including Warrants)	Total Shareholding, as a % assuming full conversion of convertible securities ( as a percentage of diluted share capital)	Number of Locked In shares		Number of Shares pledged or otherwise encumbered		Number of equity shares held in dematerialized form			
								(IX)					Total as a % of Total Voting rights	(X)	(XI) = (VII)+(X) as a % of A+B+C2	(XII)		(XIII)		
								No of Voting Rights								No.		As a % of total Shares held	No. (not applicable)	As a % of total shares held (Not applicable)
								Class X	Class Y	Total										
(2) Central Government/ State Government(s)/ President of India		0	0	0	0	0	0.00	0	0	0	0.00	0	0.00	NA	NA	0				
Sub-Total (8)(2)		0	0	0	0	0	0.00	0	0	0	0.00	0	0.00	NA	NA	0				
(3) Non-institutions														NA	NA					
(a) Individuals -		43979	54622032	0	0	54622032	16.44	54622032	0	54622032	16.44	0	0.00	NA	NA	49558562				
i. Individual shareholders holding nominal share capital up to Rs. 2 lakhs.		43975	50373649	0	0	50373649	15.16	50373649	0	50373649	15.16	0	0.00	NA	NA	45310179				
ii. Individual shareholders holding nominal share capital in excess of Rs. 2 lakhs.		4	4248383	0	0	4248383	1.28	4248383	0	4248383	1.28	0	0.00	NA	NA	4248383				
(b) NBFCs registered with RBI		10	86370	0	0	86370	0.03	86370	0	86370	0.03	0	0.00	NA	NA	86370				
(c) Employee Trusts		0	0	0	0	0	0.00	0	0	0	0.00	0	0.00	NA	NA	0				
(d) Overseas Depositories (holding DRs) (balancing figure)		0	0	0	0	0	0.00	0	0	0	0.00	0	0.00	NA	NA	0				
														NA	NA					



(I)	(II)	(III)	(IV)	(V)	(VI)	(VII = IV+V+VI)	Shareholding % calculated as per SCRR, 1957	(IX)			(X)	(XI) = (VII)+(X) as a % of A+B+C2	(XII)		(XIII)		(XIV)	
								Number of Voting Rights held in each class of securities					Total as a % of Total Voting rights	Number of Locked In shares	Number of Shares pledged or otherwise encumbered			
								Class X	Class Y	Total					No.	As a % of total Shares held		No. (not applicable)
								(a)	(b)	(a)				(b)				
(e) Any Other -		2425	40248575	0	0	40248575	12.11	40248575	0	40248575	12.11	0	0	0	0	NA	40163775	
(f) Bodies Corporate		397	33621394	0	0	33621394	10.12	33621394	0	33621394	10.12	0	0.00	0	0	NA	33580284	
(a) PRAZIM TRADING AND INVESTMENT CO. PVT. LTD.	AAACP4921G	1	9123825	0	0	9123825	2.75	9123825	0	9123825	2.75	0	0.00	0	0	NA	9123825	
(b) DERIVE TRADING AND RESCRTS PRIVATE LIMITED	AACCD5211D	1	9115230	0	0	9115230	2.74	9115230	0	9115230	2.74	0	0.00	0	0	NA	9115230	
(c) JAGUAR SERVICES PVT LTD	AAACJ1950H	1	3515790	0	0	3515790	1.06	3515790	0	3515790	1.06	0	0.00	0	0	NA	3515790	
(ii) Clearing Members		182	890744	0	0	890744	0.27	890744	0	890744	0.27	0	0.00	0	0	NA	890744	
(iii) Directors and their relatives		3	919940	0	0	919940	0.28	919940	0	919940	0.28	0	0.00	0	0	NA	918720	
(iv) Foreign Nationals		2	700	0	0	700	0.00	700	0	700	0.00	0	0.00	0	0	NA	700	
(v) HUF		833	1228131	0	0	1228131	0.37	1228131	0	1228131	0.37	0	0.00	0	0	NA	1227241	
(vi) IEPF		1	827854	0	0	827854	0.25	827854	0	827854	0.25	0	0.00	0	0	NA	827854	
(vii) Limited Liability Partnership - LLP		41	355965	0	0	355965	0.11	355965	0	355965	0.11	0	0.00	0	0	NA	355965	
(viii) Non-Residents Indians		961	2059652	0	0	2059652	0.62	2059652	0	2059652	0.62	0	0.00	0	0	NA	2018432	
(ix) Trust And Charitable Institutions		5	344195	0	0	344195	0.10	344195	0	344195	0.10	0	0.00	0	0	NA	343835	
Sub-Total (B)(3)		46414	94956977	0	0	94956977	28.57	94956977	0	94956977	28.57	0	0	0	0	NA	89808707	
Total Public Shareholding		46505	223936580	0	0	223936580	67.39	223936580	0	223936580	67.39	0	0.00	0	0	NA	218764810	
Details of the shareholders acting as persons in Concert including their Shareholding (No. and %):																		
Details of Shares which remain unclaimed may be given here along with details such as number of shareholders, outstanding shares held in demat/unclaimed suspense account, voting rights which are frozen etc.																		
Note:																		
(1) PAN would not be displayed on website of Stock Exchange(s).																		
(2) The above format needs to be disclosed along with the name of following persons: Institutions/Non Institutions holding more than 1% of total number of shares.																		
(3) W.r.t. the information pertaining to Depository Receipts, the same may be disclosed in the respective columns to the extent information available and the balance to be disclosed as held by custodian.																		



TRENT LIMITED																					
Table IV - Statement showing shareholding pattern of the Non Promoter- Non Public shareholder as of 30th September, 2018																					
(I)	Category & Name of the Shareholders	PAN	No. of shareholder	No. of fully paid up equity shares held	Partly paid-up equity shares held	Nos. of shares underlying Depository Receipts	Total nos. shares held	Shareholding % calculated as per SCRR, 1957	Number of Voting Rights held in each class of securities			No. of Shares Underlying Outstanding convertible securities (including Warrants)	Total Shareholding, as a % assuming full conversion of convertible securities (as a percentage of diluted share capital)	Number of Locked in shares		Number of Shares pledged or otherwise encumbered		Number of equity shares held in dematerialized form			
									(IX)					(X)	(XI) = (VII)+(X) as a % of A+B+C2	(XII)			(XIII)		
									No of Voting Rights							Total as a % of Total Voting rights	No.		As a % of total Shares held	No. (not appli-cable)	As a % of total shares held (Not applicable)
									Class X	Class Y	Total										
(II)	(III)	(IV)	(V)	(VI)	(VII = IV+V+VI)	As a % of (A+B+C2) (VIII)				(X)	(XI) = (VII)+(X) as a % of A+B+C2	(a)	(b)	(a)	(b)	(XIV) (Not Applicable)					
(1)	Custodian/DR Holder		0	0	0	0	0	0.00	0	0	0	0.00	0	0.00	0	0.00	NA	0			
(a)	Name of DR Holder (if available)																NA				
(i)																	NA				
(ii)																	NA				
(2)	Employee Benefit Trust (under SEBI (Share based Employee Benefit) Regulations, 2014)		0	0	0	0	0	0.00	0	0	0	0.00	0	0.00	0	0.00	NA	0			
(a)	Name (abc...																NA				
	Total Non-Promoter- Non Public Shareholding (C)= (C)(1)+(C)(2)		0	0	0	0	0	0.00	0	0	0	0.00	0	0.00	0	0.00	NA	0			
<b>Note</b>																					
(1) PAN would not be displayed on website of Stock Exchange(s).																					
(2) The above format needs to disclose name of all holders holding more than 1% of total number of shares																					
(3) W.r.t. the information pertaining to Depository Receipts, the same may be disclosed in the respective columns to the extent information available,																					

